

# DP 1000

DustPRO

BOFA's DustPRO 1000 dust extraction system combines extremely large filter capacity with high airflows and pressure. This combination makes them ideal for heavy duty applications that generate large amounts of particulate. Each system benefits from Automatic Flow Control. This feature enables the end user to set the required airflow for the application. The unit will then maintain this airflow throughout the life cycle of the filter.

Developed for the safe and effective removal of swarf and particulates generated during processes such as drilling, routing, mechanical engraving, grinding and turning.

One of the main problems with other dust extractors relates to the type of pump used. Most have brushed motors which are noisy in operation and frequently burn out, with the average life of brushes being around 800 hours. The pump used in the DustPRO 1000 is brushless and designed for continuous running which can exceed 30,000 hours use before servicing.

## STANDARD FEATURES:

- Turbines with high airflow and pressure
- Large capacity bag filter
- Automatic flow control system
- HEPA filtration
- 'Easi-Glide' filter location mechanism
- Built in silencing


High end industrial particle and dust extractor.

## TYPICAL APPLICATIONS:

- PCB Cutting
- Cutting
- Drilling
- Linishing
- Marking
- CNC Engraving
- Routing
- Paper Cleaning
- Paper Processing
- Dental Labs
- Mail Sorting Machines

## OPTIONAL FEATURES:

- Remote stop / start interface
- Filter change / System fail signal



Automatic Flow Control



PART NUMBERS				
Model	Voltage	Part No.	24V Stop / Start	Filter change / System failure signal
DustPRO 1000 Powder Coated	230V	D1142A	A2001	A2002

REPLACEMENT FILTERS		
Model	Bag Filter	HEPA Filter
DustPRO 1000	A1030262	A1030059

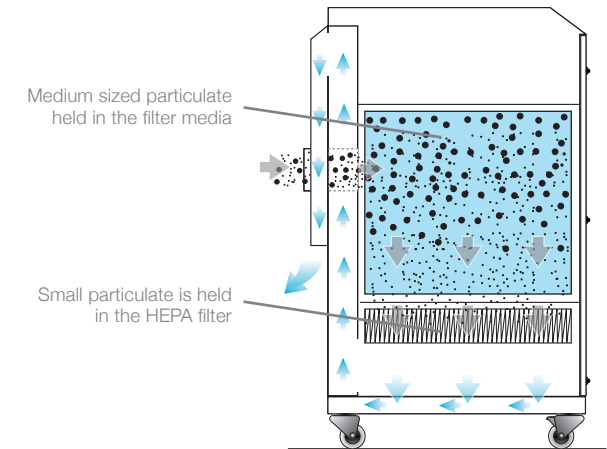
TECHNICAL DATA	
	230V
Dimensions (HxWxD)	1220 x 600 x 770mm (48 x 23.6 x 30.3")
Cabinet Construction	Brushed stainless steel / Powder coated mild steel
Airflow / Pressure	1000m³/hr (588cfm) / 100mbar
Electrical Data	230v 1ph 50/60Hz Full load current: 12.8 amps / 2.2kw
Noise Level	< 64dBA*
Weight	125kgs (276lbs)

\* At typical operating speed.

BAG FILTER SPECIFICATIONS	
Volume Area	100ltrs approx
Filter Media	Polyester
Filter Media Construction	8 Pocket Bag Filter
Surface Media Area	2.5m² approx
Filter Efficiency	F8 (95% @ 0.9 microns)

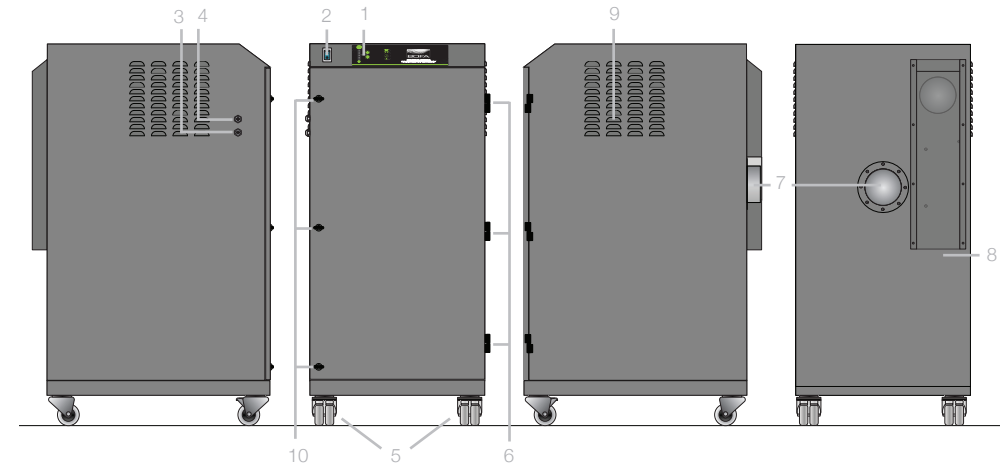
HEPA FILTER SPECIFICATIONS	
HEPA Filter Media	Glass Fibre
HEPA Media Construction	Maxi Pleat Construction with Webbing Spacers
Surface Media Area	7.5m² approx
Filter Efficiency	99.997% @ 0.3 microns

## AIRFLOW THROUGH FILTERS



## TECHNICAL SPECIFICATION

- Unit / Filter Condition Display - Automatic Flow Control
- On / Off Switch
- Signal / Interface Cable
- Power Cable
- Castors
- Door Hinge
- Hose Inlet Connection - 125mm
- Exhaust Outlet
- Motor Cooling Inlet / Outlet
- Door Latch



Other hose kits and filters are available. All of the above units are fitted with our standard filter combinations. For specific applications please call us for details. Replacement filters should always be ordered using the part number on the filters inside your extractor to ensure the correct filter is ordered. Datasheet correct at time of print.

Date: 15/7/15 V:1.4



**BOFA INTERNATIONAL LTD**

Tel: +44 (0) 1202 699 444 Fax: +44 (0) 1202 699 446 Email: sales@bofa.co.uk Web: www.bofa.co.uk

**BOFA AMERICAS, INC**

Tel: (618) 205 5007 Fax: (866) 707 2632 Email: sales@bofaamericas.com Web: www.bofaamericas.com



British Quality

